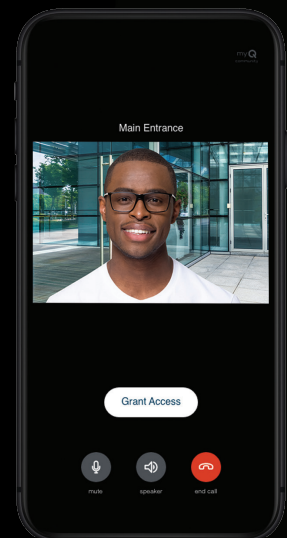
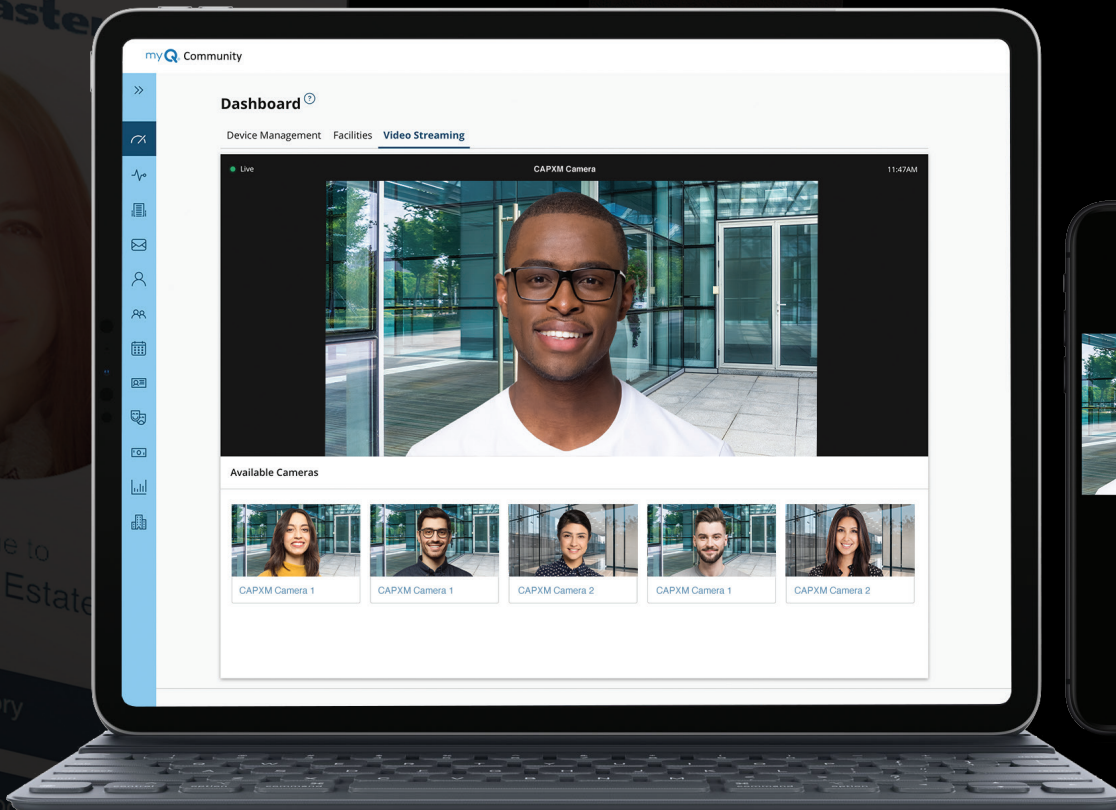




Security Gate Upgrades

Palmina Cv. | Mirror Lake | Crystal Lake



Enhance your security

With the required myQ Community subscription, you can securely manage how and when residents and visitors access each entrance across every community you manage. Plus, receive real-time notifications and benefit from remote diagnostics for detecting and addressing issues before your residents are even aware.

Provide visual confirmation and control with the myQ Community app

Give your residents the ability to manage property access from their smartphone. Through the app's one-way video calling and two-way voice communication, residents can safely identify guests and confidently grant/deny access from anywhere. Also, no need to worry about forgetting their keys, residents will now be able to unlock any authorized entrance from their smartphone at any time.

CAPXM

Smart Video Intercom - M

This Smart Video Intercom has an intuitive interface with a high-definition color touch display and picture-in picture function to provide residents with the modern experience they desire.

Popular features

Built-in speakers provide digital call quality

Water and sand-proof gasket protects touchscreen

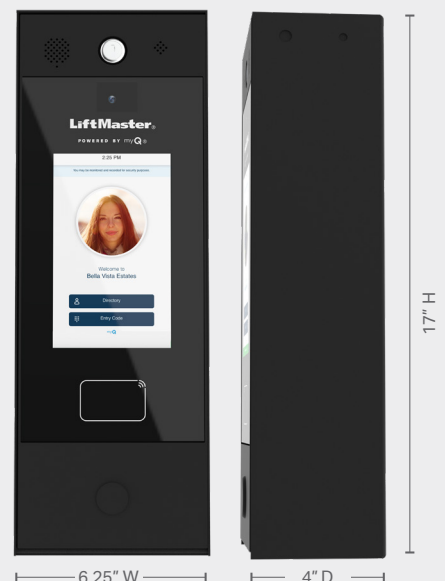
Durable, scratch resistant and capacitive 7-inch high-definition color display touchscreen

Provision for internally mounted proximity reader for credential access.

Postal lock (Optional)

Integrated video camera captures video clips for every access event and with myQ Community app allows residents to visually identify guests before granting access.

Picture-in-picture function



Integrated camera

- 135° wide angle camera provides a view of access points through a live feed or recorded event through the myQ Community web platform
- Receive alerts and HD video recordings when an access event is triggered
- Night vision functionality for greater image quality in high and low light environments
- Climate performance includes extreme climate operating range of -20° to 130°F

[Cordova Club Note: SECOND Security Video Camera to be included.](#)

Engineering and diagnostic capabilities

- Fade resistant, high-definition color touch display
- Advanced self-diagnostics reduce downtime by troubleshooting and identifying when service is needed
- UL 294 listed for commercial settings
- Eliminates trenching with a wireless link to LiftMaster® gate operators

Cloud-based security

- Two factor authentication protects and safeguards resident data
- Easily connects to myQ Community to manage multiple entry points and communities from a single dashboard
- Meets California Consumer Privacy Act (CCPA) requirements

myQ Community app

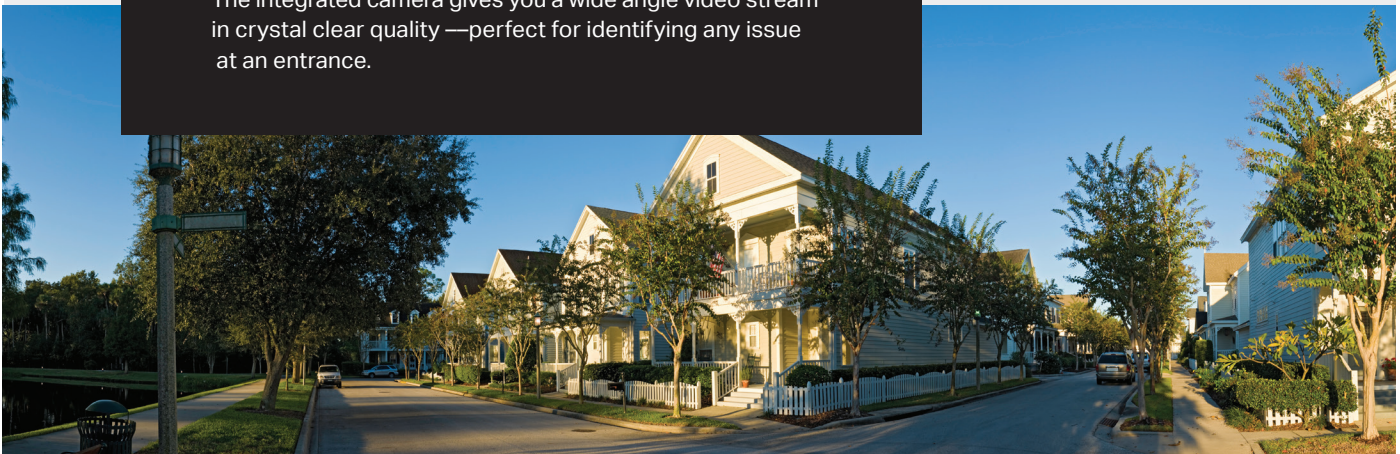
- Gives residents the ability to manage property access from their smartphone.
- Residents can safely identify guests and confidently grant/deny access from anywhere.
- Residents can "press to unlock" any authorized door/gate for themselves or visitors.

Customized system control

- Set schedules for the facility by person, time and location
- Six customizable program administration roles so each administrator has his/her own log-in with customizable management levels
- Configurable email notifications alert you to use of a suspended code, tell you when codes are overused or if service is needed for the Smart Video Intercom, Smart Controller or gate operator

See everything in wide-angle video

The integrated camera gives you a wide angle video stream in crystal clear quality —perfect for identifying any issue at an entrance.



CSW24UL

24VDC HIGH-TRAFFIC COMMERCIAL SWING GATE OPERATOR



PRODUCT HIGHLIGHT

BATTERY BACKUP

Provides up to 146 Cycles or 24 Days of Standby Power

The first choice for heavy-traffic swing gate applications.

RELIABLE

BATTERY BACKUP PROVIDES SEAMLESS ACCESS BY PROVIDING STANDBY POWER WHEN THE POWER IS DOWN.

SMOOTH START/STOP OPERATION AND MID-TRAVEL REVERSAL EXTEND OPERATOR HARDWARE LIFE.

SURGE SUPPRESSION PROVIDES INDUSTRIAL SURGE AND LIGHTNING PROTECTION AGAINST STRIKES UP TO 50 FEET AWAY.

HEAVY-DUTY COMMERCIAL GEAR-DRIVEN TRANSMISSION PROVIDES UNSURPASSED RELIABILITY.

WARRANTY 5 YEARS COMMERCIAL, 7 YEARS RESIDENTIAL.

SMART

myQ® TECHNOLOGY ENABLES YOU TO SECURELY CONTROL AND MONITOR YOUR GATE OPERATOR FROM ANYWHERE.*

WIRELESS DUAL-GATE COMMUNICATION SYNCHRONIZES GATE OPENING/CLOSING AND ELIMINATES EXPENSIVE DRIVEWAY TRENCHING COSTS.

SYNCHRONIZED CLOSE SIMULTANEOUSLY CLOSES GATES.

SAFE AND SECURE

SECURITY+ 2.0® SAFEGUARDS ACCESS WITH AN ENCRYPTED TRI-BAND SIGNAL TO VIRTUALLY ELIMINATE INTERFERENCE AND OFFER EXTENDED RANGE.

EMERGENCY DISCONNECT: SIMPLE-TO-USE RELEASE HANDLE ALLOWS GATE TO BE OPERATED MANUALLY AND MAINTAIN LIMIT POSITION ONCE REENGAGED.

FIRE DEPARTMENT COMPLIANCE ALLOWS GATE TO AUTO-OPEN UPON LOSS OF AC POWER OR BATTERY DEPLETION.

QUICK CLOSE AND ANTI-TAILGATE QUICKLY SECURE PROPERTY, PREVENTING UNAUTHORIZED ACCESS.

UL® LISTED GATE OPERATORS WITH MONITORED SAFETY ENTRAPMENT PROTECTION DEVICES.

*Cellular data or Wi-Fi® connection required. Test equipment regularly and follow safety instructions.

INCLUDED ACCESSORIES:

MONITORED RETRO-REFLECTIVE PHOTO EYE

Enhanced retro-reflective photo eye now with heater and wider beam, engineered to stay aligned; max. range: 50 ft.



LMRRUL

SAFETY ADD-ONS:

MONITORED THROUGH-BEAM PHOTO EYES

Enhanced through-beam now with wider beam and heater for high performance in most environments; max. range: 90 ft.



LMTBUL

MONITORED WIRELESS EDGE KIT

Low-energy Bluetooth® connection between a LiftMaster Monitored Resistive Edge and the gate operator; max. range: 130 ft.**



LMWEKITU

MONITORED SAFETY ENTRAPMENT EDGES

Full line of Small, Large and Wraparound Profile Edges that sense obstructions.



EDGES

TOTAL SOLUTION ACCESSORIES:

CONNECTED ACCESS PORTAL, HIGH CAPACITY

Cloud-based access control for residential communities.



CAPXL

SOLAR KIT

210W: (2) 10W 12V solar panels; 40W33A: (2) 20W 12V panels, (2) 33Ah batteries and solar harness.



210W/40W33A

WIRELESS COMMERCIAL KEYPAD

Provides constant pressure override to control gate operator if safety devices fault yet are free of obstructions. Hold Open/Party Pass enabled with gate operator firmware 4.2 or higher.



KPW250

**Wireless kit for up to 4 transmitters and 2 resistive edges per transmitter.

PRODUCT GUIDE CSW24UL
24VDC HIGH-TRAFFIC COMMERCIAL
SWING GATE OPERATOR

LiftMaster
ELITE SERIES®

MASTERFUL ENGINEERING.

MECHANICS



- **24VDC** Continuous-Duty Motor
- **Operator Duty Rating:** High-Cycle, High-Temperature Continuous Duty
- **Wormgear Reduction:** 2 Commercial Oil-Bath Gearboxes Providing 900:1 Wormgear Reduction

POWER



- **120/230VAC** Single-Phase
- **Optional Kit (3PHCONV)** to Convert an Input Voltage of 208/230/460/575VAC to an Output Voltage of 120VAC
- **Accessory Power:** 24VDC 500mA Max.
- **Solar-Ready, Ultra-Reliable System** Delivers Power When and Where You Need It (LMRRUL/LMTBUL Heater Option Not Recommended for Solar Applications)

COMMERCIAL-GRADE DESIGN



- **Chassis:** Constructed with 1/4 in. Gold Zinc-Plated Steel for Rust Prevention
- **Cover:** High-Density, UV-Resistant Polycarbonate 2-Piece for Heat and Corrosion Resistance
- **UL® Usage Classification:** I, II, III and IV
- **Operator Weight:** 206 lbs.

27.99"

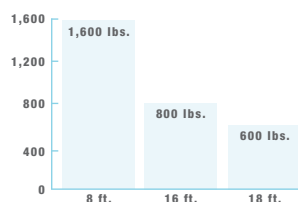
19.63" 15.55"



TEMPERATURE SPECIFICATIONS

- WITHOUT HEATER**
-4°F (-20°C) to 140°F (60°C)
- WITH OPTIONAL HEATER (HTR)**
-40°F (-40°C) to 140°F (60°C)

CAPACITIES



BATTERY BACKUP OPERATION

Battery	Cycles	Standby Time
(2) 7Ah	146	24 Days
(2) 33Ah	876	105 Days

(Cycles and Standby Time Based on Stand-Alone System)



GATE TRAVEL SPEED
Opens 90° in 13–15 Seconds

STANDARD FEATURES.

PRE-MOTION WARNING ALARM

- Activates On-Board Alarm 3 Seconds Prior to Gate Motion

INHERENT REVERSING SENSOR

- Detects Obstructions and Reverses Gate When Closing or Stops/Reverses Gate When Opening

BI-PART DELAY

- Monitors and Adjusts Speed and Position of Each Wing to Ensure Primary Gate Closes Last

MONITORED SAFETY INPUTS

- 3 Main Board, 3 Expansion Board

SECURITY+ 2.0® ON-BOARD RADIO RECEIVER

- Tri-Band 310/315/390 MHz Frequency
- Up to 50 Remote Controls (Unlimited with 811LM/813LM)

LED DIAGNOSTIC DISPLAY

- Simplifies Installation and Troubleshooting

PROGRAMMABLE AUXILIARY RELAYS

- Make Adding Additional Features Easy

HOMELINK® COMPATIBLE

- Version 4.0 or Higher*

SUPPORT.



For Support Tools and Training Videos, Visit LiftMasterTraining.com

For More Information on Gate Operators, Visit LiftMaster.com/UL325Gates

To Find the Right Perimeter Access Solution for You, Visit LiftMaster.com/Solution-Generator



Sales Support: 800.282.6225
Technical Support Center: 800.528.2806
To Order: 800.323.2276



*May require an external adapter depending on the model and year of your vehicle. Visit HomeLink.com for additional information.

© 2020 The Chamberlain Group, Inc. All Rights Reserved. LiftMaster, the LiftMaster logo, myQ and the myQ logo are registered trademarks of The Chamberlain Group, Inc. 300 Windsor Drive, Oak Brook, IL 60523

LiftMaster.com

UL® and the UL logo are trademarks of UL LLC © 2020 All Rights Reserved.

Wi-Fi® is a registered trademark of Wi-Fi Alliance

© 2020 Bluetooth SIG, Inc. All rights reserved.

HomeLink® and the HomeLink House® logo are registered trademarks of Gentex Corporation

LMPAENPGCSW24 1/20

LiftMaster
ELITE SERIES®